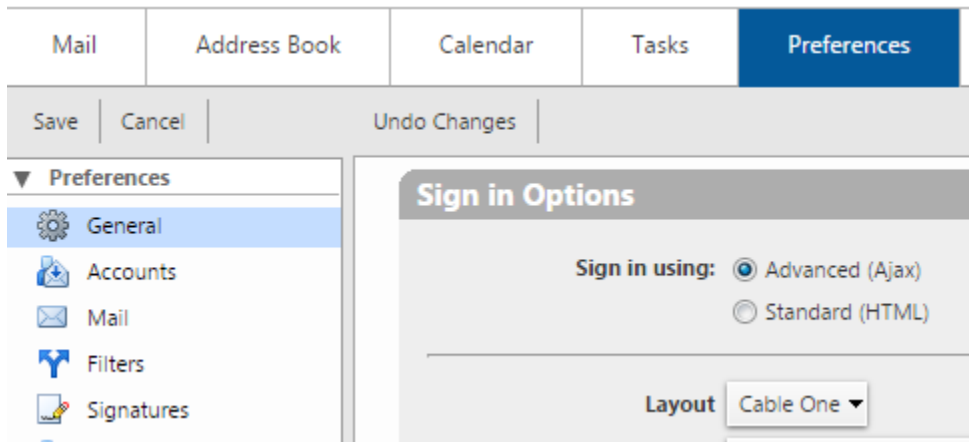


Converting Cable One Email Contacts to Yahoo Mail

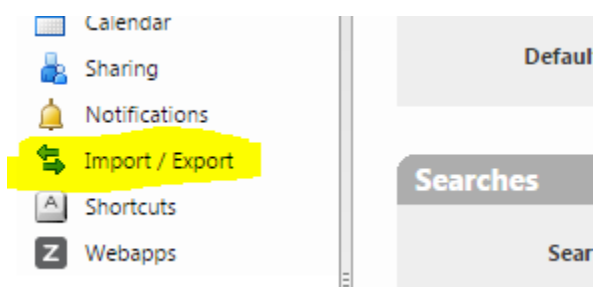
Below is a simple guide for transferring contacts from cable One's emails to yahoo.

Please note that as of this guide yahoo mail is currently not able to import emails. If you need any emails transferred from Cable One to yahoo, simply login to your Cable One email and forward the emails you wish to keep to your new yahoo mail address.

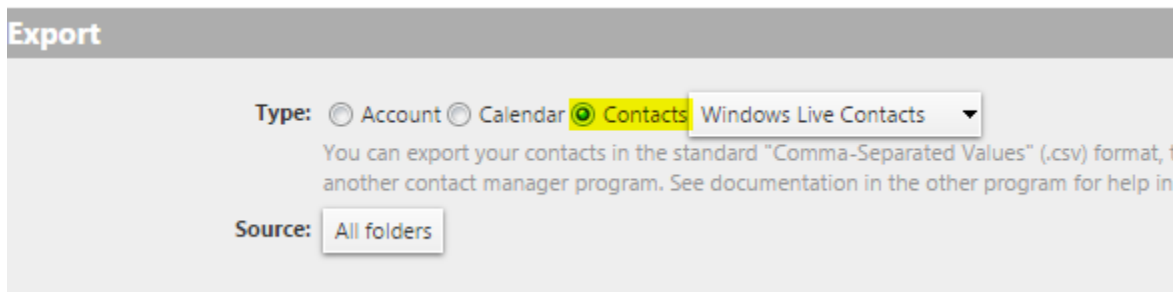
Let's start with exporting contacts. In a Web browser, go to mail.cableone.net and enter your username and password if it does not log you in automatically. Once logged into your cable one email, navigate to the Preferences tab.



Then, on the left hand column select the option "Import / Export"

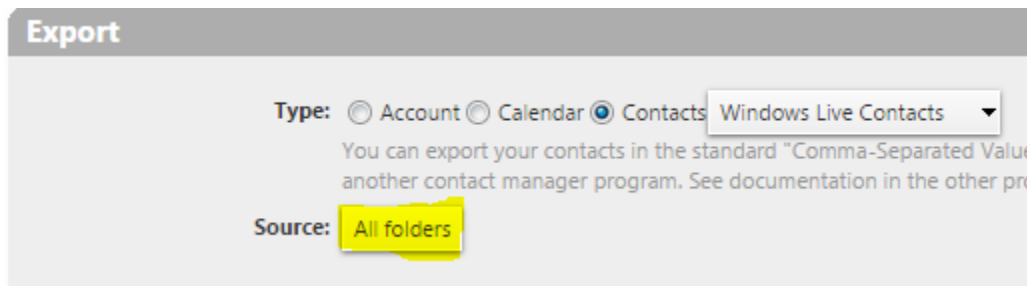


Next, make sure the "Contacts" bubble is selected

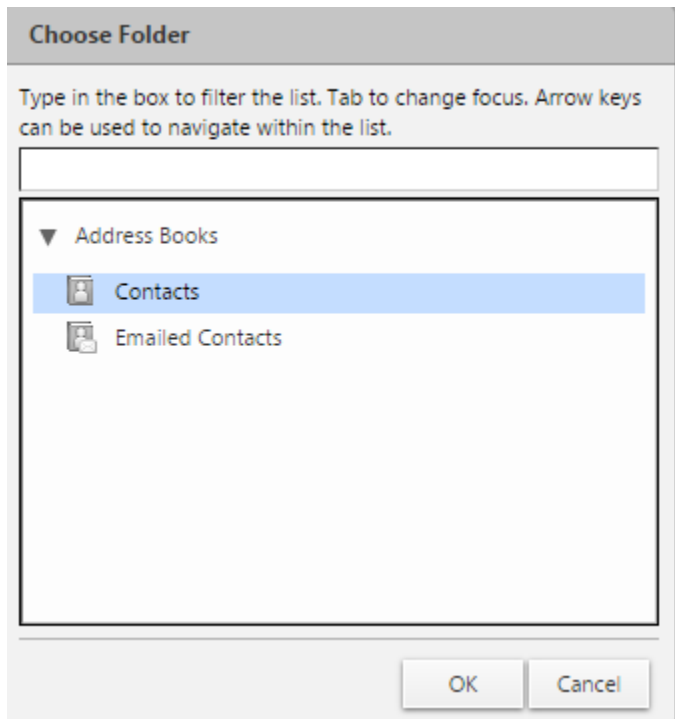


Windows Live Contacts should work fine as the format. Notice that the source says "all folders". We have to change this otherwise it will not work.

Click on All Folders to see the different options



Select the contacts folder you wish to export by clicking on the name.



Then press ok.

Now hit the "Export" button to the right.

Type: Account Calendar Contacts Windows Live Contacts ▼

You can export your contacts in the standard "Comma-Separated Values" (.csv) format, then import them into another contact manager program. See documentation in the other program for help in importing.

Source: Contacts

Export

It should download a .CSV file that holds your contacts that we can use to import from later on.

If you have more than one contact folder you have to do these steps for each folder one at a time.

To import contacts to Yahoo, do the following.

First, sign into your Yahoo mail.

YAHOO!

Sign in

Enter your email


Next

Stay signed in

[Need help?](#)






To sign in, enter your email and tap "Next"

In the top left select the small contacts icon.



It should show Import contact on the right. Next to file upload click on Import.

Import contacts

	Facebook Add names and email addresses from your Facebook friends.	<input type="button" value="Import"/>
	Google Import contacts from a Google account.	<input type="button" value="Import"/>
	Outlook.com Import contacts from an Outlook.com (formerly Hotmail) account.	<input type="button" value="Import"/>
	Yahoo Enter your other Yahoo Mail account details to begin importing.	<input type="button" value="Import"/>
	File Upload Upload a contact file from your desktop.	<input type="button" value="Import"/>

It will then pop up a window asking to select the file to import. Click on choose file.

Import from file




To transfer contacts from another email program you'll need to export all your contacts into a list first. They can be exported as a .csv or .vcf formats. The maximum size of the file that can be uploaded is 5MB.

Choose File No file chosen

Import Cancel

Navigate to the CSV file we exported earlier, usually located in downloads. Then click open.

 Contacts.csv 6/20/2016 10:31 AM Microsoft Excel C... 1 KB

me: Contacts.csv

All Files

Open

Finally click Import.

Import from file

To transfer contacts from another email program you'll need to export all your contacts into a list first. They can be exported as a .csv or .vcf formats. The maximum size of the file that can be uploaded is 5MB.

Contacts.csv



It should now show your imported contacts on the left.

If you have any trouble with these steps, don't hesitate to give our support office a call for help at 888-826-4211.